



Grant Township School District
Copper Harbor School
346 Gratiot St. / P.O. Box 74
Copper Harbor, MI. 49918
(906)289-4447

School Annual Education Report (AER) Cover Letter

February 15, 2024

Dear Parents and Community Members:

We are pleased to present you with the Annual Education Report (AER), which provides key information on the 2022-23 educational progress for the Grant Township School. The AER addresses the complex reporting information required by federal and state laws. The school's report contains information about student assessment, accountability, and teacher quality. If you have any questions about the AER, please contact Jill Protzel for assistance.

The AER is available for you to review electronically by visiting the following website <https://www.copperharborschool.org/> , or you may review a copy at your child's school.

For the 2023-24 school year, schools were identified based on previous years' performance using definitions and labels as required in the Every Student Succeeds Act (ESSA). A Targeted Support and Improvement (TSI) school is one that had at least one underperforming student subgroup in 2022-23. An Additional Targeted Support (ATS) school is one that had a student subgroup performing at the same level as the lowest 5% of all schools in the state in 2021-22. A Comprehensive Support and Improvement (CSI) school is one whose performance was in the lowest 5% of all schools in the state or had a graduation rate at or below 67% in 2021-22. Some schools are not identified with any of these labels. In these cases, no label is given. The Grant Township School has not received any of these labels.

The M-STEP is administered each year at the Copper Harbor School. However, because of our small population of students, it would be unethical to display the results publically. Rest assured, the students at the Copper Harbor School perform well on these state assessments.

State law requires that we also report additional information:

1. PROCESS FOR ASSIGNING PUPILS TO THE SCHOOL

The Grant Township School participates in Schools of Choice serving students in kindergarten through eighth grades. Ninth through twelfth grade students have the option of attending the Public Schools of Calumet, Laurium, and Keweenaw.

2. THE STATUS OF THE 3-5 YEAR SCHOOL IMPROVEMENT PLAN

The Grant Township School collaborates with the Copper Country ISD's continuous improvement series using MiCIP. The current goal of the Grant Township School's improvement plan is to meet the technological learning needs of each individual student. Lessons utilizing grade appropriate technology have been incorporated into each student's daily routine. If you have any questions about the school's improvement plan, please contact Jill Protzel.

3. IDENTIFY HOW TO ACCESS A COPY OF THE CORE CURRICULUM, A DESCRIPTION OF ITS IMPLEMENTATION, AND AN EXPLANATION OF THE VARIANCES FROM THE STATE'S MODEL

All students are taught grade level skills as designated by Michigan's Core Curriculum Standards in the areas of Reading and Language Arts, Mathematics, Science and Social Studies. The Grant Township School integrates Michigan standards for special subjects such as health, physical education, art, music, technology. Each student's needs dictate the implementation of the curriculum. Core curriculum materials may be viewed at the school by appointment.

4. THE AGGREGATE STUDENT ACHIEVEMENT RESULTS FOR ANY LOCAL COMPETENCY TESTS OR NATIONALLY NORMED ACHIEVEMENT TESTS


The Grant Township School had enrollments, in any given grade, of less than ten in 2021-2022 and 2022-2023. Therefore, statistical averages cannot be published without compromising confidentiality rights.

5. IDENTIFY THE NUMBER AND PERCENT OF STUDENTS REPRESENTED BY PARENTS AT PARENT-TEACHER CONFERENCES

Conferences are held in the fall and the spring of each school year. The average percentage of students represented at conferences from the Fall of 2022 to the Fall 2023 was one hundred percent.

The Grant Township School has a unique learning environment which fosters collaborative learning, individualized instruction, and personal growth. Students are well prepared to transition to secondary school. Thank you for reading!

Sincerely,



Jill Protzel, Head Teacher

Annual Education Report Grant Township School (05135) M-STEP Grades 3-11

Subject	Grade	Student Group	School Year	State Percent Student Proficient	State Number Student Proficient	District Percent Student Proficient	District Number Student Proficient	School Percent Student Proficient	School Number Student Proficient	Percent Advanced	Number Advanced	Percent Proficient	Number Proficient	Percent Partially Proficient	Number Partially Proficient	Percent Not Proficient	Number Not Proficient
ELA	4th Grade Content	All Students	2021-22	43.4%	42,079	*	*	*	*	*	*	*	*	*	*	*	*
ELA	4th Grade Content	White	2021-22	51.3%	31,695	*	*	*	*	*	*	*	*	*	*	*	*
ELA	4th Grade Content	Female	2021-22	45.5%	21,560	*	*	*	*	*	*	*	*	*	*	*	*
ELA	5th Grade Content	All Students	2021-22	43.1%	42,365	*	*	*	*	*	*	*	*	*	*	*	*
ELA	5th Grade Content	All Students	2022-23	43.9%	43,225	*	*	*	*	*	*	*	*	*	*	*	*
ELA	5th Grade Content	White	2021-22	50.7%	31,697	*	*	*	*	*	*	*	*	*	*	*	*
ELA	5th Grade Content	White	2022-23	51.1%	31,924	*	*	*	*	*	*	*	*	*	*	*	*
ELA	5th Grade Content	Female	2021-22	45.7%	21,940	*	*	*	*	*	*	*	*	*	*	*	*
ELA	5th Grade Content	Female	2022-23	46.7%	22,443	*	*	*	*	*	*	*	*	*	*	*	*

Annual Education Report Grant Township School (05135) M-STEP Grades 3-11

Subject	Grade	Student Group	School Year	State Percent Student Proficient	State Number Student Proficient	District Percent Student Proficient	District Number Student Proficient	School Percent Student Proficient	School Number Student Proficient	Percent Advanced	Number Advanced	Percent Proficient	Number Proficient	Percent Partially Proficient	Number Partially Proficient	Percent Not Proficient	Number Not Proficient
ELA	6th Grade Content	All Students	2021-22	37.6%	36,541	*	*	*	*	*	*	*	*	*	*	*	*
ELA	6th Grade Content	White	2021-22	43.9%	27,314	*	*	*	*	*	*	*	*	*	*	*	*
ELA	6th Grade Content	Female	2021-22	40.5%	19,333	*	*	*	*	*	*	*	*	*	*	*	*
ELA	7th Grade Content	All Students	2021-22	37.7%	37,193	*	*	*	*	*	*	*	*	*	*	*	*
ELA	7th Grade Content	White	2021-22	43.1%	27,639	*	*	*	*	*	*	*	*	*	*	*	*
ELA	7th Grade Content	Female	2021-22	41.3%	19,980	*	*	*	*	*	*	*	*	*	*	*	*
Mathematics	4th Grade Content	All Students	2021-22	36.7%	35,587	*	*	*	*	*	*	*	*	*	*	*	*
Mathematics	4th Grade Content	White	2021-22	44.9%	27,724	*	*	*	*	*	*	*	*	*	*	*	*
Mathematics	4th Grade Content	Female	2021-22	33.0%	15,678	*	*	*	*	*	*	*	*	*	*	*	*



02/06/2024

Annual Education Report Grant Township School (05135)

M-STEP Grades 3-11

Subject	Grade	Student Group	School Year	State Percent Student Proficient	State Number Student Proficient	District Percent Student Proficient	District Number Student Proficient	School Percent Student Proficient	School Number Student Proficient	Percent Advanced	Number Advanced	Percent Proficient	Number Proficient	Percent Partially Proficient	Number Partially Proficient	Percent Not Proficient	Number Not Proficient
Mathematics	5th Grade Content	All Students	2021-22	30.0%	29,550	*	*	*	*	*	*	*	*	*	*	*	*
Mathematics	5th Grade Content	All Students	2022-23	31.5%	31,126	*	*	*	*	*	*	*	*	*	*	*	*
Mathematics	5th Grade Content	White	2021-22	37.1%	23,194	*	*	*	*	*	*	*	*	*	*	*	*
Mathematics	5th Grade Content	White	2022-23	38.5%	24,081	*	*	*	*	*	*	*	*	*	*	*	*
Mathematics	5th Grade Content	Female	2021-22	25.9%	12,468	*	*	*	*	*	*	*	*	*	*	*	*
Mathematics	5th Grade Content	Female	2022-23	27.2%	13,079	*	*	*	*	*	*	*	*	*	*	*	*
Mathematics	6th Grade Content	All Students	2021-22	28.4%	27,593	*	*	*	*	*	*	*	*	*	*	*	*
Mathematics	6th Grade Content	White	2021-22	34.7%	21,577	*	*	*	*	*	*	*	*	*	*	*	*
Mathematics	6th Grade Content	Female	2021-22	25.7%	12,263	*	*	*	*	*	*	*	*	*	*	*	*

**Annual Education Report Grant Township School (05135)
M-STEP Grades 3-11**


Subject	Grade	Student Group	School Year	State Percent Student Proficient	State Number Student Proficient	District Percent Student Proficient	District Number Student Proficient	School Percent Student Proficient	School Number Student Proficient	Percent Advanced	Number Advanced	Percent Proficient	Number Proficient	Percent Partially Proficient	Number Partially Proficient	Percent Not Proficient	Number Not Proficient
Mathematics	7th Grade Content	All Students	2021-22	30.2%	29,803	*	*	*	*	*	*	*	*	*	*	*	*
Mathematics	7th Grade Content	White	2021-22	36.2%	23,190	*	*	*	*	*	*	*	*	*	*	*	*
Mathematics	7th Grade Content	Female	2021-22	27.1%	13,112	*	*	*	*	*	*	*	*	*	*	*	*
Science	5th Grade Content	All Students	2021-22	38.2%	37,551	*	*	*	*	*	*	*	*	*	*	*	*
Science	5th Grade Content	All Students	2022-23	38.9%	38,323	*	*	*	*	*	*	*	*	*	*	*	*
Science	5th Grade Content	White	2021-22	46.5%	29,074	*	*	*	*	*	*	*	*	*	*	*	*
Science	5th Grade Content	White	2022-23	47.4%	29,633	*	*	*	*	*	*	*	*	*	*	*	*
Science	5th Grade Content	Female	2021-22	37.4%	17,975	*	*	*	*	*	*	*	*	*	*	*	*
Science	5th Grade Content	Female	2022-23	37.4%	18,015	*	*	*	*	*	*	*	*	*	*	*	*

**Annual Education Report Grant Township School (05135)
 M-STEP Grades 3-11**

Subject	Grade	Student Group	School Year	State Percent Student Proficient	State Number Student Proficient	District Percent Student Proficient	District Number Student Proficient	School Percent Student Proficient	School Number Student Proficient	Percent Advanced	Number Advanced	Percent Proficient	Number Proficient	Percent Partially Proficient	Number Partially Proficient	Percent Not Proficient	Number Not Proficient
Science	8th Grade Content	All Students	2022-23	37.4%	37,402	*	*	*	*	*	*	*	*	*	*	*	*
Science	8th Grade Content	White	2022-23	44.5%	28,668	*	*	*	*	*	*	*	*	*	*	*	*
Science	8th Grade Content	Female	2022-23	36.2%	17,732	*	*	*	*	*	*	*	*	*	*	*	*
Social Studies	5th Grade Content	All Students	2021-22	15.5%	15,236	*	*	*	*	*	*	*	*	*	*	*	*
Social Studies	5th Grade Content	All Students	2022-23	18.6%	18,369	*	*	*	*	*	*	*	*	*	*	*	*
Social Studies	5th Grade Content	White	2021-22	19.2%	12,027	*	*	*	*	*	*	*	*	*	*	*	*
Social Studies	5th Grade Content	White	2022-23	23.0%	14,398	*	*	*	*	*	*	*	*	*	*	*	*
Social Studies	5th Grade Content	Female	2021-22	12.8%	6,153	*	*	*	*	*	*	*	*	*	*	*	*
Social Studies	5th Grade Content	Female	2022-23	15.7%	7,554	*	*	*	*	*	*	*	*	*	*	*	*

**Annual Education Report Grant Township School (05135)
 M-STEP Grades 3-11**

Subject	Grade	Student Group	School Year	State Percent Student Proficient	State Number Student Proficient	District Percent Student Proficient	District Number Student Proficient	School Percent Student Proficient	School Number Student Proficient	Percent Advanced	Number Advanced	Percent Proficient	Number Proficient	Percent Partially Proficient	Number Partially Proficient	Percent Not Proficient	Number Not Proficient
Social Studies	8th Grade Content	All Students	2022-23	26.7%	26,686	*	*	*	*	*	*	*	*	*	*	*	*
Social Studies	8th Grade Content	White	2022-23	32.4%	20,874	*	*	*	*	*	*	*	*	*	*	*	*
Social Studies	8th Grade Content	Female	2022-23	22.1%	10,808	*	*	*	*	*	*	*	*	*	*	*	*



02/06/2024

Annual Education Report Grant Township School (05135)

PSAT

Subject	Grade	Student Group	School Year	State Percent Student Proficient	State Number Student Proficient	District Percent Student Proficient	District Number Student Proficient	School Percent Student Proficient	School Number Student Proficient	Percent Advanced	Number Advanced	Percent Proficient	Number Proficient	Percent Partially Proficient	Number Partially Proficient	Percent Not Proficient	Number Not Proficient
English (EBRW)	8th Grade Content	All Students	2022-23	59.7%	59,083	*	*	*	*	*	*	*	*	*	*	*	*
English (EBRW)	8th Grade Content	White	2022-23	67.2%	42,961	*	*	*	*	*	*	*	*	*	*	*	*
English (EBRW)	8th Grade Content	Female	2022-23	65.3%	31,690	*	*	*	*	*	*	*	*	*	*	*	*
Mathematics	8th Grade Content	All Students	2022-23	36.3%	35,930	*	*	*	*	*	*	*	*	*	*	*	*
Mathematics	8th Grade Content	White	2022-23	43.5%	27,843	*	*	*	*	*	*	*	*	*	*	*	*
Mathematics	8th Grade Content	Female	2022-23	35.2%	17,105	*	*	*	*	*	*	*	*	*	*	*	*



02/06/2024

Annual Education Report Grant Township School (05135)

SAT

Location Name	School Year	Subject	Student Group	Mean SAT Score	Benchmark	Met or Exceeded	% Met or Exceeded	Did Not Meet	% Did Not Meet	Number Assessed
No Data to Display										



02/06/2024

Annual Education Report Grant Township School (05135) MI-Access Functional Independence

Subject	Grade	Student Group	School Year	State Percent Students Proficient	District Percent Students Proficient	School Percent Students Proficient	Percent Surpassed	Percent Attained	Percent Emerging
---------	-------	---------------	-------------	-----------------------------------	--------------------------------------	------------------------------------	-------------------	------------------	------------------

No Data to Display



02/06/2024

Annual Education Report Grant Township School (05135) MI-Access Supported Independence

Subject	Grade	Student Group	School Year	State Percent Students Proficient	District Percent Students Proficient	School Percent Students Proficient	Percent Surpassed	Percent Attained	Percent Emerging
No Data to Display									



02/06/2024

Annual Education Report Grant Township School (05135) MI-Access Participation

Subject	Grade	Student Group	School Year	State Percent Students Proficient	District Percent Students Proficient	School Percent Students Proficient	Percent Surpassed	Percent Attained	Percent Emerging
---------	-------	---------------	-------------	-----------------------------------	--------------------------------------	------------------------------------	-------------------	------------------	------------------

No Data to Display

Annual Education Report Grant Township School (05135)
MI-Access Students Who Took MI-Access, by Test Type


Subject	Grade	Student Group	School Year	Number Tested - M-STEP, SAT or MI-Access	Number Tested - Any MI-Access	Percent Tested - Any MI-Access	Number Tested - Functional Independence	Percent Tested - Functional Independence	Number Tested - Supported Independence	Percent Tested - Supported Independence	Number Tested - Participation	Percent Tested - Participation
ELA	All Grades (Combined)	All Students	2022-23	<10	*	*	*	*	*	*	*	*
ELA	All Grades (Combined)	All Students	2021-22	<10	*	*	*	*	*	*	*	*
ELA	All Grades (Combined)	White	2022-23	<10	*	*	*	*	*	*	*	*
ELA	All Grades (Combined)	White	2021-22	<10	*	*	*	*	*	*	*	*
ELA	All Grades (Combined)	Female	2021-22	<10	*	*	*	*	*	*	*	*
ELA	All Grades (Combined)	Female	2022-23	<10	*	*	*	*	*	*	*	*
ELA	All Grades (Combined)	Not Economically Disadvantaged	2022-23	<10	*	*	*	*	*	*	*	*
ELA	All Grades (Combined)	Not Economically Disadvantaged	2021-22	<10	*	*	*	*	*	*	*	*
ELA	All Grades (Combined)	Not English Learners	2022-23	<10	*	*	*	*	*	*	*	*
ELA	All Grades (Combined)	Not English Learners	2021-22	<10	*	*	*	*	*	*	*	*
ELA	All Grades (Combined)	Not Migrant	2022-23	<10	*	*	*	*	*	*	*	*



02/06/2024

Annual Education Report Grant Township School (05135) MI-Access Students Who Took MI-Access, by Test Type

Subject	Grade	Student Group	School Year	Number Tested - M-STEP, SAT or MI-Access	Number Tested - Any MI-Access	Percent Tested - Any MI-Access	Number Tested - Functional Independence	Percent Tested - Functional Independence	Number Tested - Supported Independence	Percent Tested - Supported Independence	Number Tested - Participation	Percent Tested - Participation
ELA	All Grades (Combined)	Not Migrant	2021-22	<10	*	*	*	*	*	*	*	*
ELA	All Grades (Combined)	Students without Disabilities	2022-23	<10	*	*	*	*	*	*	*	*
ELA	All Grades (Combined)	Students without Disabilities	2021-22	<10	*	*	*	*	*	*	*	*
ELA	All Grades (Combined)	Not Homeless	2022-23	<10	*	*	*	*	*	*	*	*
ELA	All Grades (Combined)	Not Homeless	2021-22	<10	*	*	*	*	*	*	*	*
ELA	All Grades (Combined)	Not Foster Care	2022-23	<10	*	*	*	*	*	*	*	*
ELA	All Grades (Combined)	Not Foster Care	2021-22	<10	*	*	*	*	*	*	*	*
ELA	All Grades (Combined)	Not Military Connected	2022-23	<10	*	*	*	*	*	*	*	*
ELA	All Grades (Combined)	Not Military Connected	2021-22	<10	*	*	*	*	*	*	*	*
Mathematics	All Grades (Combined)	All Students	2022-23	<10	*	*	*	*	*	*	*	*
Mathematics	All Grades (Combined)	All Students	2021-22	<10	*	*	*	*	*	*	*	*
Mathematics	All Grades (Combined)	White	2022-23	<10	*	*	*	*	*	*	*	*
Mathematics	All Grades (Combined)	White	2021-22	<10	*	*	*	*	*	*	*	*



02/06/2024

Annual Education Report Grant Township School (05135)

MI-Access Students Who Took MI-Access, by Test Type

Subject	Grade	Student Group	School Year	Number Tested - M-STEP, SAT or MI-Access	Number Tested - Any MI-Access	Percent Tested - Any MI-Access	Number Tested - Functional Independence	Percent Tested - Functional Independence	Number Tested - Supported Independence	Percent Tested - Supported Independence	Number Tested - Participation	Percent Tested - Participation
Mathematics	All Grades (Combined)	Female	2022-23	<10	*	*	*	*	*	*	*	*
Mathematics	All Grades (Combined)	Female	2021-22	<10	*	*	*	*	*	*	*	*
Mathematics	All Grades (Combined)	Not Economically Disadvantaged	2022-23	<10	*	*	*	*	*	*	*	*
Mathematics	All Grades (Combined)	Not Economically Disadvantaged	2021-22	<10	*	*	*	*	*	*	*	*
Mathematics	All Grades (Combined)	Not English Learners	2021-22	<10	*	*	*	*	*	*	*	*
Mathematics	All Grades (Combined)	Not English Learners	2022-23	<10	*	*	*	*	*	*	*	*
Mathematics	All Grades (Combined)	Not Migrant	2022-23	<10	*	*	*	*	*	*	*	*
Mathematics	All Grades (Combined)	Not Migrant	2021-22	<10	*	*	*	*	*	*	*	*
Mathematics	All Grades (Combined)	Students Without Disabilities	2022-23	<10	*	*	*	*	*	*	*	*
Mathematics	All Grades (Combined)	Students Without Disabilities	2021-22	<10	*	*	*	*	*	*	*	*
Mathematics	All Grades (Combined)	Not Homeless	2022-23	<10	*	*	*	*	*	*	*	*

**Annual Education Report Grant Township School (05135)
 MI-Access Students Who Took MI-Access, by Test Type**

Subject	Grade	Student Group	School Year	Number Tested - M-STEP, SAT or MI-Access	Number Tested - Any MI-Access	Percent Tested - Any MI-Access	Number Tested - Functional Independence	Percent Tested - Functional Independence	Number Tested - Supported Independence	Percent Tested - Supported Independence	Number Tested - Participation	Percent Tested - Participation
Mathematics	All Grades (Combined)	Not Homeless	2021-22	<10	*	*	*	*	*	*	*	*
Mathematics	All Grades (Combined)	Not Foster Care	2021-22	<10	*	*	*	*	*	*	*	*
Mathematics	All Grades (Combined)	Not Foster Care	2022-23	<10	*	*	*	*	*	*	*	*
Mathematics	All Grades (Combined)	Not Military Connected	2021-22	<10	*	*	*	*	*	*	*	*
Mathematics	All Grades (Combined)	Not Military Connected	2022-23	<10	*	*	*	*	*	*	*	*
Science	All Grades (Combined)	All Students	2022-23	<10	*	*	*	*	*	*	*	*
Science	All Grades (Combined)	All Students	2021-22	<10	*	*	*	*	*	*	*	*
Science	All Grades (Combined)	White	2021-22	<10	*	*	*	*	*	*	*	*
Science	All Grades (Combined)	White	2022-23	<10	*	*	*	*	*	*	*	*
Science	All Grades (Combined)	Female	2021-22	<10	*	*	*	*	*	*	*	*
Science	All Grades (Combined)	Female	2022-23	<10	*	*	*	*	*	*	*	*
Science	All Grades (Combined)	Not Economically Disadvantaged	2022-23	<10	*	*	*	*	*	*	*	*

Annual Education Report Grant Township School (05135) MI-Access Students Who Took MI-Access, by Test Type

Subject	Grade	Student Group	School Year	Number Tested - M-STEP, SAT or MI-Access	Number Tested - Any MI-Access	Percent Tested - Any MI-Access	Number Tested - Functional Independence	Percent Tested - Functional Independence	Number Tested - Supported Independence	Percent Tested - Supported Independence	Number Tested - Participation	Percent Tested - Participation
Science	All Grades (Combined)	Not Economically Disadvantaged	2021-22	<10	*	*	*	*	*	*	*	*
Science	All Grades (Combined)	Not English Learners	2022-23	<10	*	*	*	*	*	*	*	*
Science	All Grades (Combined)	Not English Learners	2021-22	<10	*	*	*	*	*	*	*	*
Science	All Grades (Combined)	Not Migrant	2022-23	<10	*	*	*	*	*	*	*	*
Science	All Grades (Combined)	Not Migrant	2021-22	<10	*	*	*	*	*	*	*	*
Science	All Grades (Combined)	Students Without Disabilities	2022-23	<10	*	*	*	*	*	*	*	*
Science	All Grades (Combined)	Students Without Disabilities	2021-22	<10	*	*	*	*	*	*	*	*
Science	All Grades (Combined)	Not Homeless	2021-22	<10	*	*	*	*	*	*	*	*
Science	All Grades (Combined)	Not Homeless	2022-23	<10	*	*	*	*	*	*	*	*
Science	All Grades (Combined)	Not Foster Care	2022-23	<10	*	*	*	*	*	*	*	*
Science	All Grades (Combined)	Not Foster Care	2021-22	<10	*	*	*	*	*	*	*	*
Science	All Grades (Combined)	Not Military Connected	2022-23	<10	*	*	*	*	*	*	*	*

Annual Education Report Grant Township School (05135)
MI-Access Students Who Took MI-Access, by Test Type

Subject	Grade	Student Group	School Year	Number Tested - M-STEP, SAT or MI-Access	Number Tested - Any MI-Access	Percent Tested - Any MI-Access	Number Tested - Functional Independence	Percent Tested - Functional Independence	Number Tested - Supported Independence	Percent Tested - Supported Independence	Number Tested - Participation	Percent Tested - Participation
Science	All Grades (Combined)	Not Military Connected	2021-22	<10	*	*	*	*	*	*	*	*
Social Studies	All Grades (Combined)	All Students	2022-23	<10	*	*	*	*	*	*	*	*
Social Studies	All Grades (Combined)	All Students	2021-22	<10	*	*	*	*	*	*	*	*
Social Studies	All Grades (Combined)	White	2021-22	<10	*	*	*	*	*	*	*	*
Social Studies	All Grades (Combined)	White	2022-23	<10	*	*	*	*	*	*	*	*
Social Studies	All Grades (Combined)	Female	2022-23	<10	*	*	*	*	*	*	*	*
Social Studies	All Grades (Combined)	Female	2021-22	<10	*	*	*	*	*	*	*	*
Social Studies	All Grades (Combined)	Not Economically Disadvantaged	2022-23	<10	*	*	*	*	*	*	*	*
Social Studies	All Grades (Combined)	Not Economically Disadvantaged	2021-22	<10	*	*	*	*	*	*	*	*
Social Studies	All Grades (Combined)	Not English Learners	2021-22	<10	*	*	*	*	*	*	*	*
Social Studies	All Grades (Combined)	Not English Learners	2022-23	<10	*	*	*	*	*	*	*	*



02/06/2024

Annual Education Report Grant Township School (05135) MI-Access Students Who Took MI-Access, by Test Type

Subject	Grade	Student Group	School Year	Number Tested - M-STEP, SAT or MI-Access	Number Tested - Any MI-Access	Percent Tested - Any MI-Access	Number Tested - Functional Independence	Percent Tested - Functional Independence	Number Tested - Supported Independence	Percent Tested - Supported Independence	Number Tested - Participation	Percent Tested - Participation
Social Studies	All Grades (Combined)	Not Migrant	2022-23	<10	*	*	*	*	*	*	*	*
Social Studies	All Grades (Combined)	Not Migrant	2021-22	<10	*	*	*	*	*	*	*	*
Social Studies	All Grades (Combined)	Students Without Disabilities	2022-23	<10	*	*	*	*	*	*	*	*
Social Studies	All Grades (Combined)	Students Without Disabilities	2021-22	<10	*	*	*	*	*	*	*	*
Social Studies	All Grades (Combined)	Not Homeless	2021-22	<10	*	*	*	*	*	*	*	*
Social Studies	All Grades (Combined)	Not Homeless	2022-23	<10	*	*	*	*	*	*	*	*
Social Studies	All Grades (Combined)	Not Foster Care	2022-23	<10	*	*	*	*	*	*	*	*
Social Studies	All Grades (Combined)	Not Foster Care	2021-22	<10	*	*	*	*	*	*	*	*
Social Studies	All Grades (Combined)	Not Military Connected	2022-23	<10	*	*	*	*	*	*	*	*
Social Studies	All Grades (Combined)	Not Military Connected	2021-22	<10	*	*	*	*	*	*	*	*

**Annual Education Report Grant Township School (05135)
High School Graduation: Four-Year Adjusted Cohort Rate**

Student Group	Baseline Data	Most Recent Results	Interim Objective	Interim Objective	Long-Term Target
No Data to Display					

Annual Education Report Grant Township School (05135) Accountability Details Attendance Data

Student Group	Statewide	District	School
All Students	69.16%	N/A	100.00%

* All data based on students enrolled for a full academic year.

** Additional Information for Michigan's School Index System, including the Student Growth component results and School Quality & Student Success component results, can be found at the following link: [School Index](#)

Inexperienced Teachers

Total Number of Staffing Group	Number Inexperienced	Percent Inexperienced	Count High-Poverty Schools	Percent High-Poverty Schools	Count Low-Poverty Schools	Percent Low-Poverty Schools
Grant Township School (05135)	1.00	0.00%	N/A	N/A	0.00	0.00%

Inexperienced Principals and Other School Leaders

Total Number of Staffing Group	Number Inexperienced	Percent Inexperienced	Count High-Poverty Schools	Percent High-Poverty Schools	Count Low-Poverty Schools	Percent Low-Poverty Schools
No Data to Display						

Teacher Emergency or Provisional Credentials

Total Number of Teachers	Number with Emergency or Provisional Credentials	Percent with Emergency or Provisional Credentials	Count High-Poverty Schools	Percent High-Poverty Schools	Count Low-Poverty Schools	Percent Low-Poverty Schools
Grant Township School (05135)	1.00	0.00%	N/A	N/A	0.00	0.00%

Out-of-Field Teachers

Total Number of Teachers	Number of Out-of-Field Teachers	Percent of Out-of-Field Teachers	Count High-Poverty Schools	Percent High-Poverty Schools	Count Low-Poverty Schools	Percent Low-Poverty Schools
Grant Township School (05135)	1.00	0.00%	N/A	N/A	0.00	0.00%

**Annual Education Report Grant Township School (05135)
NAEP Grade 4 Math**

	Percent of Students	Percent below Basic	Percent Basic	Percent Proficient	Percent Advanced
All Students	100	29	38	26	6
Male	51	26	38	28	8
Female	49	32	39	24	4
Eligible	54	42	40	16	2
Not Eligible	46	14	37	37	12
Info not available	+	+	+	+	+
White	60	18	41	33	8
Black or African American	22	63	29	7	+
Hispanic	8	28	46	22	4
Asian	3	8	27	37	28
American Indian or Alaska Native	+	+	+	+	+
Native Hawaiian or Other Pacific Islander	+	+	+	+	+
Two or More Races	6	31	40	24	5
Students With Disabilities	12	57	30	11	2
Students Without Disabilities	88	25	40	28	7
English Language Learners	9	32	45	21	2
Not English Language Learners	91	29	38	26	7

+ Reporting Standards not met. Note: Observed differences are not necessarily statistically significant. Detail may not sum to total because of rounding. SOURCE: U.S. Department of Education, Institute for Education Sciences, National Center for Education Statistics, National Assessment of Educational Progress (NAEP) 2022 Mathematics Achievement.

Regardless of location selected, data are displayed at the state level only.

Annual Education Report Grant Township School (05135)
NAEP Grade 8 Math

	Percent of Students	Percent below Basic	Percent Basic	Percent Proficient	Percent Advanced
All Students	100	40	34	20	6
Male	50	39	33	21	7
Female	50	42	35	18	4
Eligible	48	55	32	11	2
Not Eligible	52	26	36	28	10
Info not available	+	+	+	+	+
White	67	32	38	24	7
Black or African American	17	72	22	5	1
Hispanic	7	53	35	11	2
Asian	3	12	24	33	32
American Indian or Alaska Native	+	+	+	+	+
Native Hawaiian or Other Pacific Islander	+	+	+	+	+
Two or More Races	5	46	34	16	4
Students With Disabilities	12	77	18	4	1
Students Without Disabilities	88	35	37	22	6
English Language Learners	5	74	18	7	+
Not English Language Learners	95	38	35	20	6

+ Reporting Standards not met. NOTE: Observed differences are not necessarily statistically significant. Detail may not sum to total because of rounding. SOURCE: U.S. Department of Education, Institute for Education Sciences, National Center for Education Statistics, National Assessment of Educational Progress (NAEP) 2022 Mathematics Achievement.

Regardless of location selected, data are displayed at the state level only.

**Annual Education Report Grant Township School (05135)
NAEP Grade 4 Reading**

	Percent of Students	Percent below Basic	Percent Basic	Percent Proficient	Percent Advanced
All Students	100	42	30	22	6
Male	51	44	29	22	5
Female	49	40	30	22	8
Eligible	57	56	28	14	2
Not Eligible	43	23	33	32	12
Info not available	+	+	+	+	+
White	61	33	32	27	8
Black or African American	22	68	21	8	2
Hispanic	8	52	31	14	3
Asian	3	+	+	+	+
American Indian or Alaska Native	+	+	+	+	+
Native Hawaiian or Other Pacific Islander	+	+	+	+	+
Two or More Races	6	38	38	21	3
Students With Disabilities	12	73	18	8	1
Students Without Disabilities	88	38	31	24	7
English Language Learner	9	54	30	14	2
Not English Language Learner	91	41	30	23	7

Rounds to zero

± Reporting Standards not met. NOTE: Observed differences are not necessarily statistically significant. Detail may not sum to total because of rounding. SOURCE: U.S. Department of Education, Institute of Education Sciences, National Center for Education Statistics, National Assessment of Educational Progress (NAEP), 2022 Reading Assessment.

Regardless of location selected, data are displayed at the state level only.

**Annual Education Report Grant Township School (05135)
NAEP Grade 8 Reading**

	Percent of Students	Percent below Basic	Percent Basic	Percent Proficient	Percent Advanced
All Students	100	32	39	25	3
Male	50	37	39	22	2
Female	50	28	40	28	4
Eligible	48	45	38	16	1
Not Eligible	52	21	41	33	5
Info not available	+	+	+	+	+
White	68	26	41	30	4
Black or African American	17	55	35	9	1
Hispanic	7	40	42	17	1
Asian	3	+	+	+	+
American Indian or Alaska Native	+	+	+	+	+
Native Hawaiian or Other Pacific Islander	+	+	+	+	+
Two or More Races	5	37	40	22	1
Students With Disabilities	13	76	18	4	1
Students Without Disabilities	87	26	43	28	4
English Language Learner	6	65	32	3	+
Not English Language Learner	94	30	40	26	3

Rounds to zero

+ Reporting Standards not met. NOTE: Observed differences are not necessarily statistically significant. Detail may not sum to total because of rounding. SOURCE: U.S. Department of Education, Institute of Education Sciences, National Center for Education Statistics, National Assessment of Educational Progress (NAEP), 2022 Reading Assessment.

Regardless of location selected, data are displayed at the state level only.



02/06/2024

Annual Education Report Grant Township School (05135)

NAEP Participation Data

Grade	Subject	Participation Rate for Students with Disabilities Excluding Students with 504 Plans	Standard Error	Participation Rate for Limited English Proficient Students	Standard Error
4	Math Reading	80.7 83.5	4.04 3.27	95.0 94	2.55 2.37
8	Math Reading	86.9 89.3	1.98 2.33	95.0 95.7	2.21 1.91

The National Assessment of Educational Progress (NAEP) is periodically administered by the U.S. Department of Education based on assessments administered to samples of students in each state. Federal regulations require the display of state level NAEP data on the Annual Education Report. These data represent the performance of the most recent sample of Michigan students on the NAEP.



02/06/2024

Annual Education Report Grant Township School (05135) Sec. 1003 School Improvement Fund

District Name	School Name	Type of School	Funds Received	Strategies Implemented
---------------	-------------	----------------	----------------	------------------------

No Data to Display